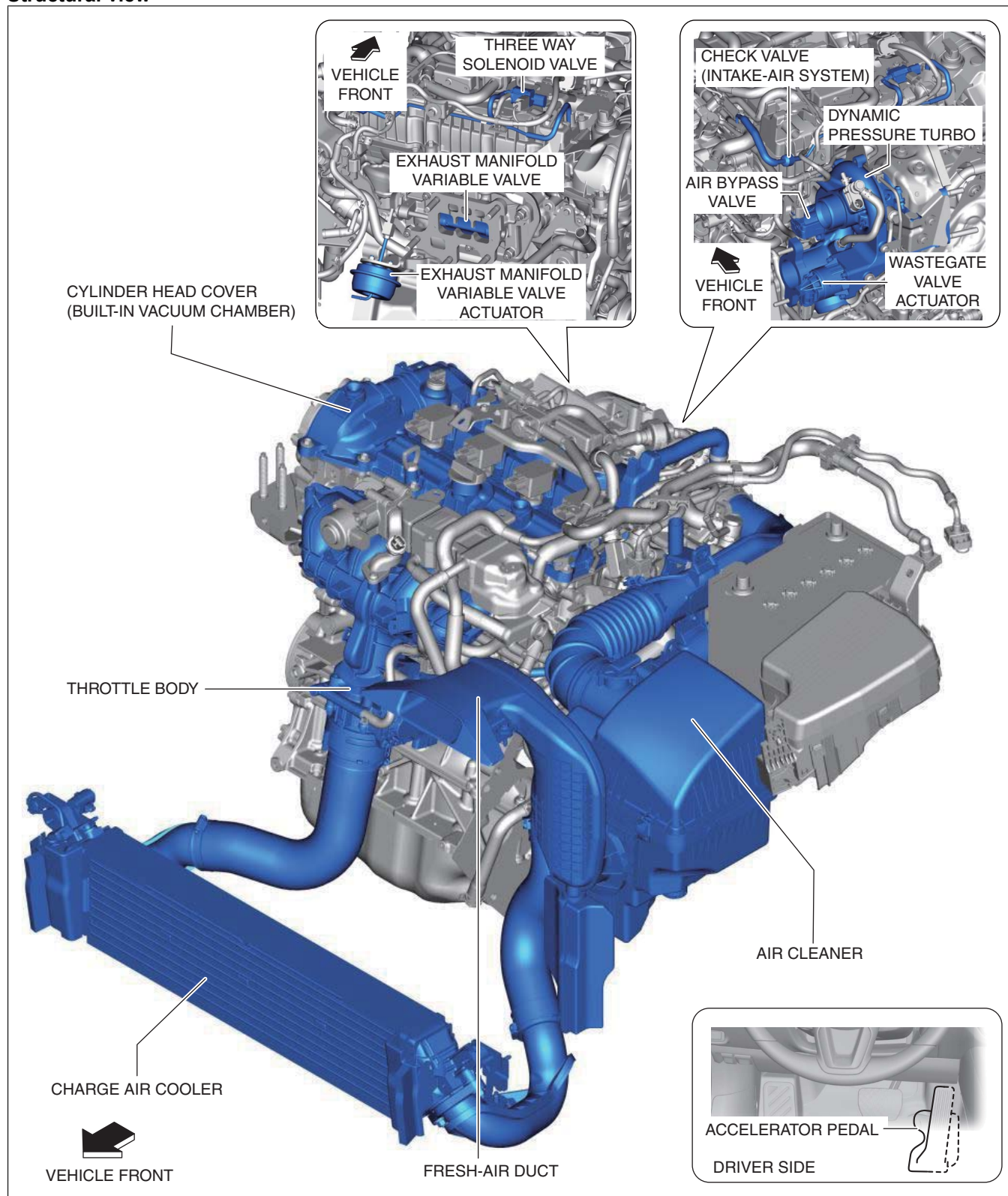


INTAKE-AIR SYSTEM [SKYACTIV-G 2.5T]

id0113q4003300

Structure

Structural view



ac5uun00004314

THROTTLE BODY

INTAKE MANIFOLD

THREE WAY SOLENOID VALVE

EXHAUST MANIFOLD VARIABLE VALVE ACTUATOR

EXHAUST MANIFOLD VARIABLE VALVE

CYLINDER HEAD COVER (BUILT-IN VACUUM CHAMBER)

CHECK VALVE (INTAKE-AIR SYSTEM)

AIR BYPASS VALVE

WASTEGATE VALVE

DYNAMIC PRESSURE TURBO

CHARGE AIR COOLER

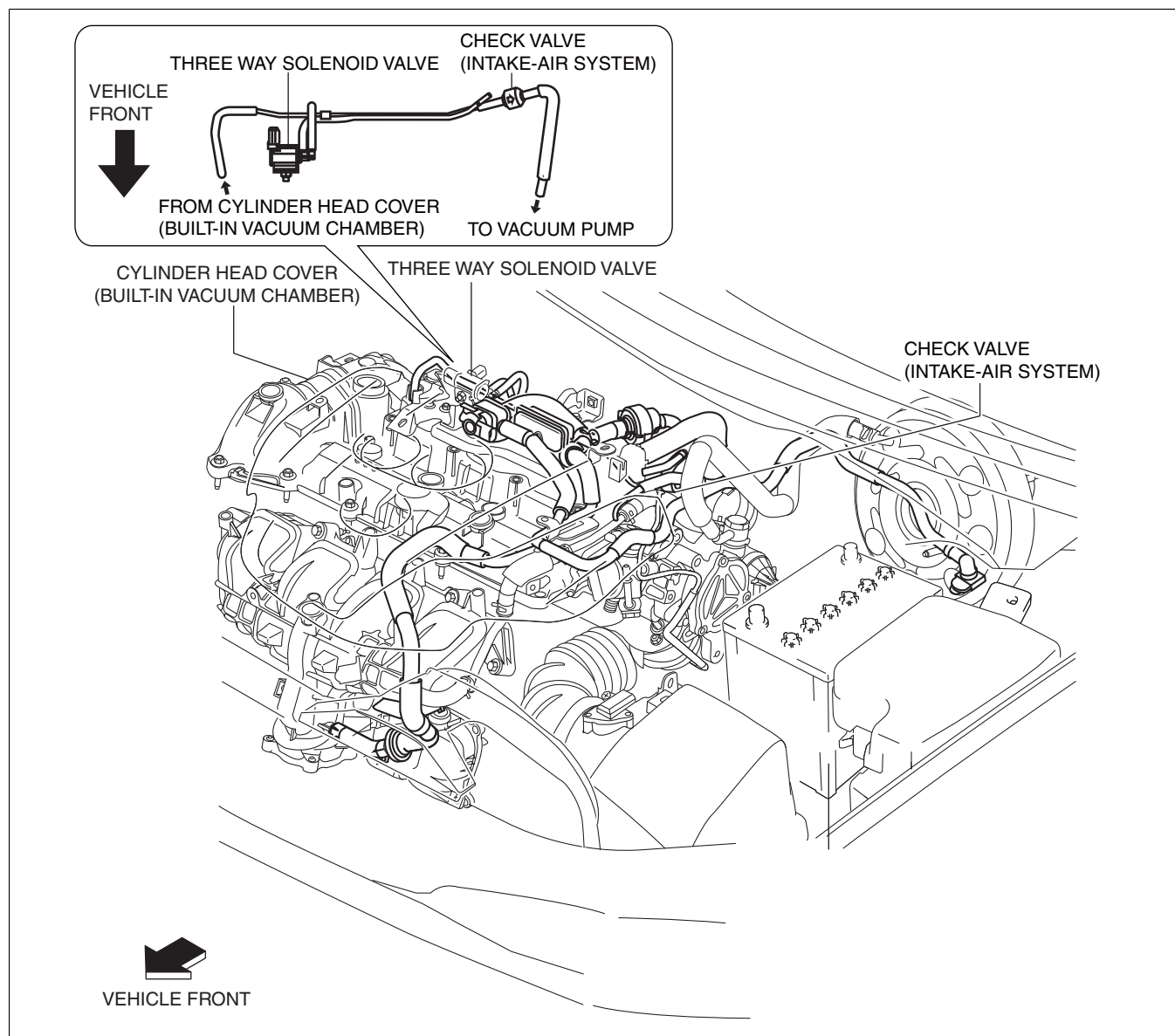
FRESH-AIR DUCT

AIR CLEANER

※: TO PCM

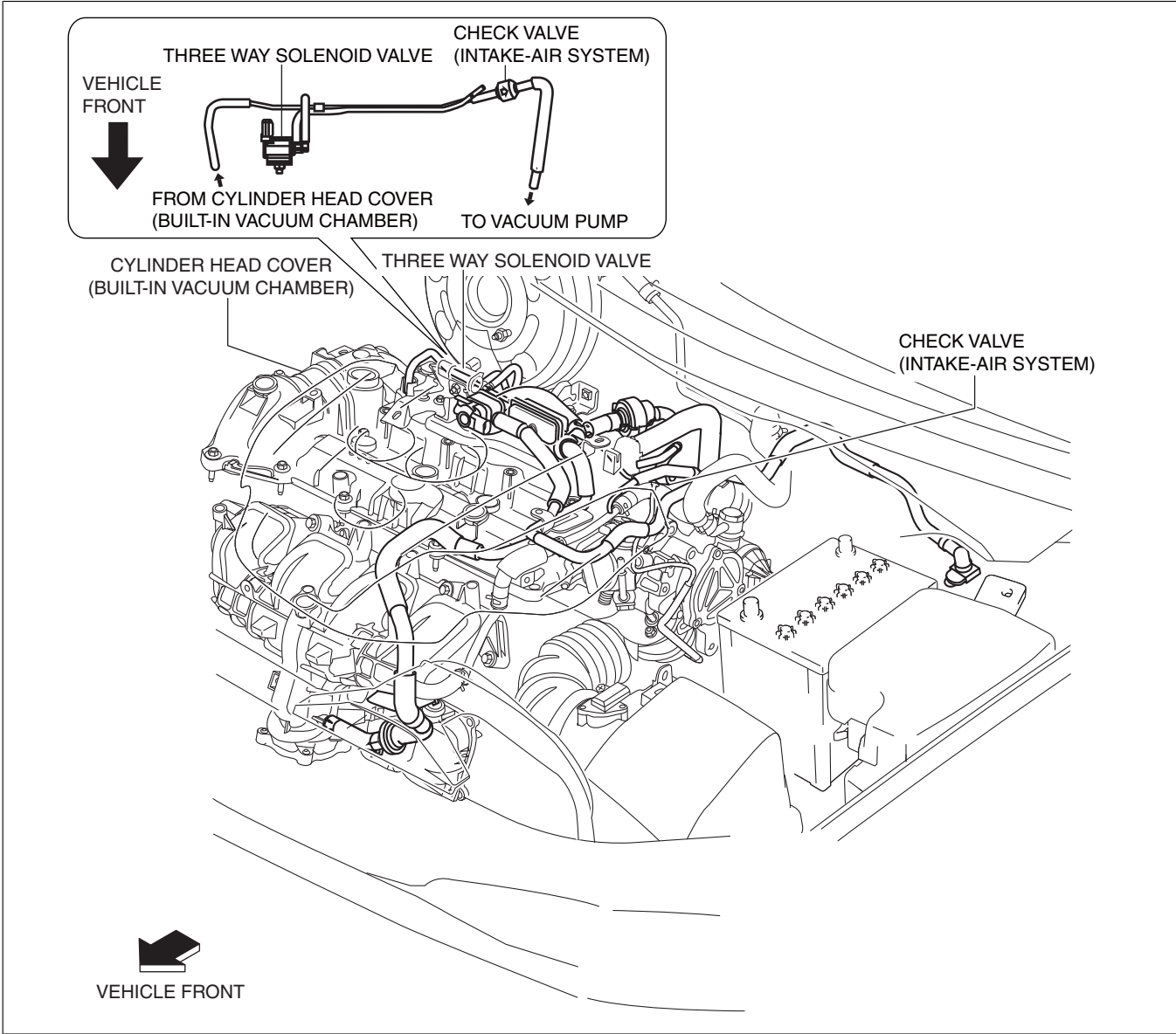
Vacuum hose routing diagram

L.H.D.



ac5wzn00005352

R.H.D.



ac5wzn00005370

- The intake air system consists of the following parts:

Part/System name		Reference
Fresh-air duct		(See FRESH-AIR DUCT [SKYACTIV-G 2.5T].)
Resonance chamber		(See RESONANCE CHAMBER [SKYACTIV-G 2.5T].)
Air cleaner		(See AIR CLEANER [SKYACTIV-G 2.5T].)
Throttle body		(See THROTTLE BODY [SKYACTIV-G 2.5T].)
Intake manifold		(See INTAKE MANIFOLD [SKYACTIV-G 2.5T].)
Check valve (intake-air system)		(See CHECK VALVE (INTAKE-AIR SYSTEM) [SKYACTIV-G 2.5T].)
Boost system (See BOOST SYSTEM [SKYACTIV-G 2.5T].)	Dynamic pressure turbo	(See DYNAMIC PRESSURE TURBO [SKYACTIV-G 2.5T].)
	Wastegate valve	(See WASTEGATE VALVE [SKYACTIV-G 2.5T].)
	Air bypass valve	(See AIR BYPASS VALVE [SKYACTIV-G 2.5T].)
	Three way solenoid valve	(See THREE WAY SOLENOID VALVE [SKYACTIV-G 2.5T].)
	Exhaust manifold variable valve	(See EXHAUST MANIFOLD [SKYACTIV-G 2.5T].)
	Exhaust manifold variable valve actuator	
	Charge air cooler	
Cylinder head cover (built-in vacuum chamber)		(See CYLINDER HEAD COVER [SKYACTIV-G 2.5T].)

Part/System name	Reference
Accelerator pedal	(See ACCELERATOR PEDAL, KICKDOWN SWITCH [SKYACTIV-G 2.5T].)